



# Worth the Wait

A couple melds tastes and styles to create their long-awaited log getaway.

by Thea Marx > photos by Roger Wade > styling by Debra Grahl

With the appearance of an old western lodge, the Jägers' vacation home is truly a one-of-a-kind structure. Though it was built to feel lived in, it contains modern amenities needed to create a comforting atmosphere. The free-form patio made from stamped concrete contains an outline of the nearby lake.

If you're a log home lover, chances are you know the feeling: that mix of excitement and anticipation that takes over when you finally get to build the log home of your dreams. But for Missy and Jack Jäger, getting to that point was an exercise in patience—an exercise that, in the end, paid off.

The couple had long dreamed of building a log home on the lake where Missy had grown up in northern Wisconsin. But when their ideal spot of land was put up for sale, it was immediately sold to another bidder. Downhearted, biding their time was all the Jägers could do.

As they waited for another piece of land to become available, Missy and Jack started researching log homes. While

meeting with custom home builders at a log home show, they came across the booth for Petoskey, Michigan-based Town & Country Cedar Homes. They were instantly impressed by the cedar product and Town & Country's method of kiln drying to reduce shrinkage, making the decision to work with them an easy one.

With their log company on board and a few antler chandeliers purchased from the show, all the Jägers needed was the perfect piece of property. Fortunately, serendipity seemed to intervene when that same waterfront spot came up for sale again on the lake that held so many fond memories for the couple. Jumping at the chance, they snatched it up and immediately

got to work creating a warm log home, filled with color and open to the beautiful, peaceful surroundings.

Jack wanted to create the feeling of an old lodge and mix it with his vision of a small cabin in the woods, while Missy had dreams of a roomier abode filled with her eclectic finds. Although this may have been troublesome for other couples, the Jägers took the challenge in stride and started collecting pieces they wanted to incorporate in their new log home. Jack focused on the big things: snow mobiles, boats and "road kill," as they fondly refer to the beautiful mounts bought from a local dealer. Missy, on the other hand, collected little treasures, from the decor for the home to antique accessories.

## RESOURCES

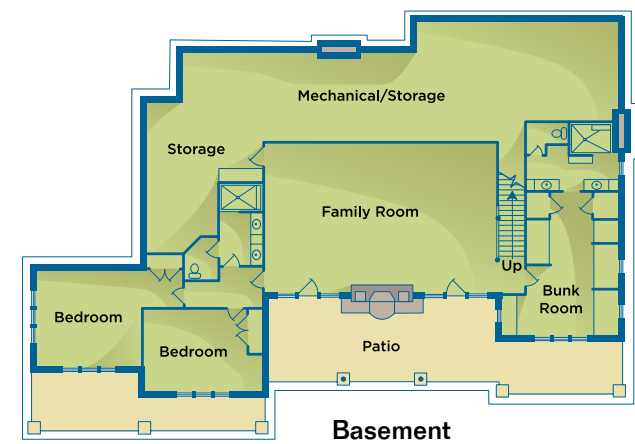
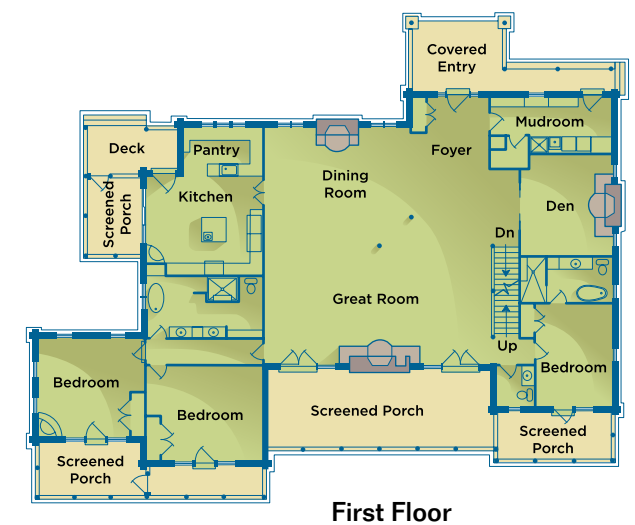
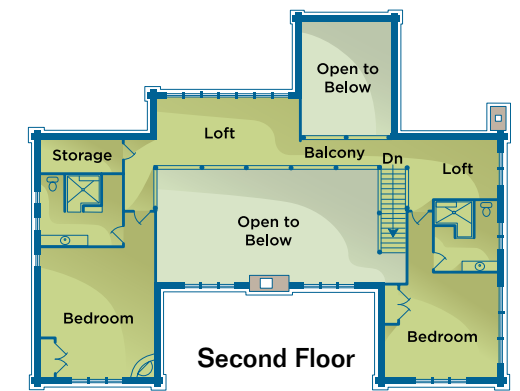
# Bedrooms: 8

# Bathrooms: 6.5

Producer: Town & Country Cedar Homes, Petoskey, MI. Circle 042 on the Reader Service Card between pages 32-33 for free information.

Builder: Waldmann Construction

Log species: White cedar





In the meantime, the existing cabin on the property was razed, ideas were spawned, and Waldmann Construction went to work on the new home that would be the manifestation of a longtime dream.

Built with white cedar tree lengths from Town & Country, the home is filled with local touches. The insect- and weather-resistant cedar, typically very light in color, was stained dark to give the home that lodge feel. A built-up roof system allows the detailed log work to show and still keeps the home insulated

from the bitter Wisconsin winters.

Brad Waldmann and his company, Waldmann Construction, were involved in every part of the building. From drafting the plans from Missy's rough drawings to constructing custom paneling from birch bark, Brad and his crew were there every step of the way. "Every aspect of this home was so unique," he states. "We enjoyed the project immensely."

The uniqueness didn't come easily, but it was fun, according to Missy, who loves to "junk" as she calls it. She loves to find treasures wherever she goes, such as the beautiful school bell in the tower above the front entrance. The bell is now their doorbell, and once-worn pieces of furniture have been transformed into beautiful, reclaimed bathroom vanities. She also purchased the vintage birch beds found throughout the home on eBay.

The home's lived-in feel was achieved with the story-telling details throughout the home. Mexican furniture and stucco walls bring their love of the Southwest and Mexico alive. Their passion for art and local crafts fill the space with lively works of art that are visible from nearly every vantage point in the home. The pieces are both beautiful and functional, such as the exquisite birch bar by Wisconsin artist Mark Pflieger or the custom front doors, which boast equestrian charm.

Now with the possibility of grandchildren on the way, Jack and Missy's home is finally complete, with memories already in the making for generations to come. And the final result? Let's just say it was well worth the wait. **CBLH**

The flooring throughout the home comprises both hardwood and stone, and the Ballard Designs rugs are no-nonsense, contemporary pieces from India that can take the wear and tear of a busy, outdoorsy family (top opposite). "We could get into a food fight and not have to worry," says Missy, with a smile.

A brilliant cook, Missy chose to finish the cabinets in her favorite shade: antiqued teal (right). Offset by the natural-hued beadboard, the kitchen virtually pops with the black-and-white floor. A wood-burning stucco kiva brings gentle warmth to the brightly colored area, which opens to a side deck (opposite left).

Using the old "bones" from a kayak, Missy created a unique light fixture in the dining area (below). The Equipale chairs are a tribute to the couple's love of Mexican folk art, while the fireplace is made from local stone.





A tiny guest cabin (top left) was built on the property as a private getaway.

"One of the most important elements of the home was to have a screened-in porch (far left) where I could sleep under the stars without being eaten alive by mosquitoes," says Missy.



Each bedroom (above) has a story of its own, but before the furniture and accents were in place, Missy made sure each was large enough to accommodate a crib and put kids on the floor on air mattresses if the need arose. Bedding came from as far away as Guatemala and accents were chosen not only for looks, but for durability and ease of use.



Waldmann Construction retrofitted an antique piece of furniture for the bathroom vanity (left). It's specially cut to show the front of the jade vessel sink. Antique clawfoot tubs were used in the bathrooms, which have porcelain tile and stone accents, as well as site-constructed walk-in showers with in-floor heat.

In a small den (above), the fireplace dominates the space with its presence and craftsmanship. The job foreman cut down trees in his back yard to complete the extraordinary centerpiece. The walls are genuine stucco—there isn't a sheet of drywall in the entire house.

